



# NEW ENGLAND VINYL FENCE AND DECK, INC.

**TOP QUALITY MATERIALS & CRAFTSMANSHIP • MADE IN THE USA**

FENCES SEPARATE, PROTECT, & BEAUTIFY YOUR LARGEST LIVING SPACE; YOUR YARD. NEW ENGLAND VINYL FENCES PRESENT YOU WITH THE OPPORTUNITY TO CREATE YOUR OWN PARTICULAR SPACE WITH OUR VARIETY OF STYLES ALONG WITH CUSTOM FABRICATION TO MAKE YOUR IDEAS COME TO LIFE. WE ONLY USE THE BEST MATERIALS MADE IN THE USA, AND FABRICATE THAT MATERIAL RIGHT HERE IN NEW ENGLAND. YOU CAN TRUST THE FENCE PROFESSIONALS THAT SELL NEW ENGLAND VINYL FENCES, BECAUSE THEY CARE ABOUT WHAT THEY INSTALL!

# NASHUA//SOLID TONGUE & GROOVE PRIVACY SERIES



## NASHUA 55

- 1 1/2 x 5 1/2" top & bottom rail
- aluminum in bottom rail
- (15) 7/8 x 6" T & G
- (2) 1 x 1 1/2" side channels



## NASHUA 5

- (1) 1 1/2 x 5 1/2" top rail
- (13) 7/8 x 7" T&G boards
- (1) 2 x 7" bottom rail
- (2) 1 x 1 1/2" side channels



Optional curved transition section available for Nashua 5

## NASHUA 7

- (1) 2 x 7" top rail
- (13) 7/8 x 7" T&G boards
- (1) 2 x 7" bottom rail
- (2) 1 x 1 1/2" side channels

Optional s-curved transition panel available for Nashua 7



## NASHUA MAX

- (1) 4 x 6" Maxwell top rail
- (13) 7/8 x 7" T&G boards
- (1) 2 x 7" bottom rail
- (2) 1 x 1 1/2" side channels



# BALUSTER TOPPED PRIVACY ESTATE SERIES

## THE HOLLISTON

- 2 x 3 1/2" top rail
- 2 x 7 mid & bottom rail
- 1 1/2 x 1 1/2 spindles
- 7/8 x 7" tongue & groove boards



## THE HANOVER (SCALLOPED)

- 2 x 3 1/2" top rail
- 2 x 7 mid & bottom rail
- 1 1/2 x 1 1/2 spindles
- 7/8 x 7" tongue & groove boards

## THE HANOVER (STRAIGHT)



Optional S- Curved  
Transition Section



## THE HANOVER (ARCHED)

## LATTICE TOPPED PRIVACY



**THE MARLBOROUGH**  
w/ diagonal lattice



**THE MARLBOROUGH**  
w/ square lattice



*Marlborough Slope Option 1*



*Marlborough Slope Option 2*



**THE LONDONDERRY**  
w/ English Lattice

**Topper Consists Of:**

- 1 1/2 x 1 1/2 with a 7/8 x 1 1/2 routed through it

## SEMI-PRIVACY SERIES



### THE YARMOUTH

(basketweave) 1x6" horizontal boards



### THE MANCHESTER

- 1 1/2 x 5 1/2 vertical boards - 2 x 3 1/2" & 2 x 6" rails



### THE HARTFORD

- 7/8 x 3" vertical boards - 2 x 3 1/2" rails



### THE MIRAGE (SHADOWBOX)

- 1 x 6" vertical boards - 3 1/2" x 3 1/2" rails



### THE MONTVALE

- 7/8 x 3" pickets dogear or pointed tops  
- 2 x 3 1/2" top rail & 2 x 6" bottom rail

### Wide picket series



### THE BARRINGTON

- 7/8 x 3 pickets - 2 x 6" bottom rail  
- 2 x 3 1/2" top rail - 1 x 2" cap strip



### THE MONTVALE (scalloped)

- 7/8 x 3 pickets dog ear or pointed tops  
- 2 x 3 1/2" top rail  
- 2 x 6" bottom rail



### THE ARCHED MONTVALE

- 7/8 x 3" pickets dogear or pointed tops  
- 2 x 3 1/2" top rail & 2 x 6" bottom rail

# SQUARE PICKET SERIES



## THE COHASSET

- 1 1/2" pointed picket
- 2 x 3 1/2" top rail
- 2 x 6" bottom rail



## THE COHASSET (SCALLOPED)



## THE COHASSET (STEPPED)



## ARCHED COHASSET



## ALTERNATING PICKET



## THE BEDFORD


2 x 3 1/2 Top & Mid • 2x6 Bottom



## THE COHASSET 3 RAIL T-TOP

Also available without midrail


# POST & RAIL



DIAMOND RAIL



2 - RAIL RANCH



3 - RAIL RANCH



CROSS BUCK RANCH

## OPTIONAL SLANTS & CURVES



English Lattice, Diagonal Lattice, & Square Lattice available for fence panels, trellis's, under deck, and many more applications!



# LAMP & MAIL BOX POSTS



8 x 8



5 x 5 w/  
6.5 x 6.5 base



5 x 5 w/ collar



5 x 5



4 x 4 w/  
5 x 5 base



5 x 5



5 x 5 w/  
6.5 x 6.5 base



4 x 4 w/  
5 x 5 base

Lamp posts are 9' tall for 2' in the ground. Mailbox posts are 7' tall allowing for 2' in the ground. custom designs and fluting are available

## STANDARD ARBORS // Custom Arbors also available



English Lattice (wings optional)



Lattice Side  
(diagonal or square)



Lattice & Balluster Sides  
(diagonal or square)



Pergola Topped  
(diagonal or square)

# PERGOLAS

Custom fabricated to meet your individual needs & make your project unique!!



# RAILING

All of our railings come with aluminum support in the top and bottom rail for product durability & safety!!



COLONIAL BALUSTERS



SQUARE BALUSTERS



CURVED RAILING SECTIONS



GLASS BALUSTER



ALTERNATING 3-RAIL




**NEW COLOR!!!**


**MOCHA WALNUT**

**Available in multiple  
fence styles and railing**


## POST CAPS



FLAT | NEW ENGLAND | FEDERATION | GOTHIC | BALL | INT. FLAT



COPPER | STAINLESS | GREEN PATINA | BRASS | GRAPE | SUNFLOWER



**SOLAR POST CAP & WEDGE LIGHTS**

White / Black / Copper / Stainless / Almond



**SHOWER ENCLOSURES AVAILABLE IN DIFFERENT SIZES & COLORS**



**DECORATIVE GATE INSERTS TO PERSONALIZE YOUR ENTRANCE**



All of our fence styles are available in both standard and custom heights and lengths. they are available in white, Almond, Gray, and Adobe Colors. Our Privacy Panels & our Wide Picket Panels are available in our embossed woodgrain look in White, Almond, Gray, and Adobe.



## NOT ALL VINYL IS THE SAME!

If the fence professional you are dealing with tells you different, call someone else!! Our products are made from high quality materials with attention to detail in their fabrication, and sold at a competitive price. If someone else's pricing seems too good to be true, it probably is. Remember, as in anything else, you get what you pay for! This applies to both material and installation. All of our picket panels come with aluminum in the bottom rail, Yes ALUMINUM, not steel, which will rust. Our privacy panels which have a 2 x 7 bottom rail do not require a metal support because the rail is engineered to work without it. Check our product against what most of the competition offers, and you can clearly see the difference!!

**HAVE A NEW ENGLAND VINYL FENCE INSTALLED IN YOUR YARD TODAY!  
COVERED WITH A LIMITED LIFETIME WARRANTY!!**

**YOUR NEW ENGLAND VINYL FENCE & DECKING DEALER IS:**

